

KEY FEATURES

- Very high efficiency (3%)
- Extremely linear frequency response
- Low harmonic distortion
- 3" edgewound aluminum voice coil with polyimide fiber glass former
- Large magnetic assembly to provide efficient heat dissipation
- Designed for high quality mid-frequency reproduction

TECHNICAL SPECIFICATIONS

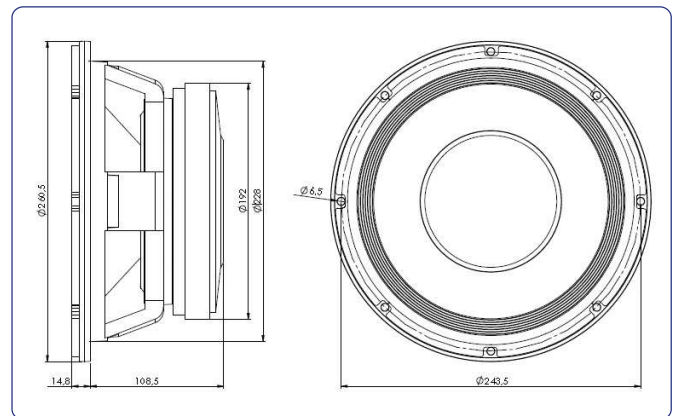
Nominal diameter	250 mm	10 in
Rated impedance		8 Ω
Minimum impedance		6,6 Ω
Power capacity*		350 W _{AES}
Program power		700 W
Sensitivity	98 dB	1W @ 1m @ Z _N
Frequency range		70 - 4.000 Hz
Voice coil diameter	77 mm	3 in
BI factor		18,7 N/A
Moving mass		0,038 kg
Voice coil length		13,5 mm
Air gap height		10 mm
X _{damage} (peak to peak)		24 mm

THIELE-SMALL PARAMETERS**

Resonant frequency, f _s	50 Hz
D.C. Voice coil resistance, R _e	6,3 Ω
Mechanical Quality Factor, Q _{ms}	6,6
Electrical Quality Factor, Q _{es}	0,22
Total Quality Factor, Q _{ts}	0,21
Equivalent Air Volume to C _{ms} , V _{as}	54 l
Mechanical Compliance, C _{ms}	266 μm / N
Mechanical Resistance, R _{ms}	1,8 kg / s
Efficiency, η ₀	3 %
Effective Surface Area, S _d	0,038 m ²
Maximum Displacement, X _{max} ***	4,5 mm
Displacement Volume, V _d	170 cm ³
Voice Coil Inductance, L _e @ 1 kHz	0,9 mH



DIMENSION DRAWINGS



MOUNTING INFORMATION

Overall diameter	260,5 mm	10,25 in
Bolt circle diameter	243,5 mm	9,58 in
Baffle cutout diameter:		
- Front mount	228 mm	9 in
- Rear mount	230 mm	9,05 in
Depth	120 mm	4,72 in
Volume displaced by driver	3 l	0,10 ft ³
Net weight	7,1 kg	15,6 lb
Shipping weight	7,5 kg	16,5 lb

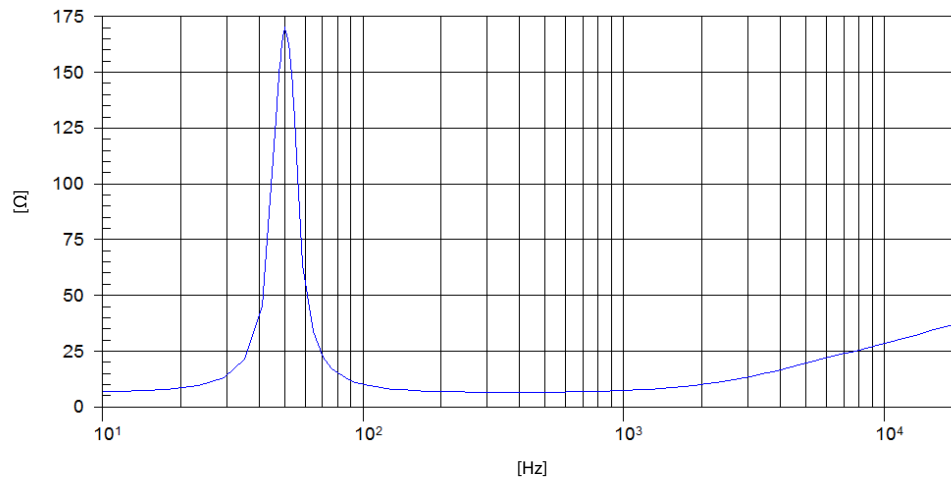
Notes:

* The power capacity is determined according to AES2-1984 (r2003) standard. Program power is defined as the transducer's ability to handle normal music program material.

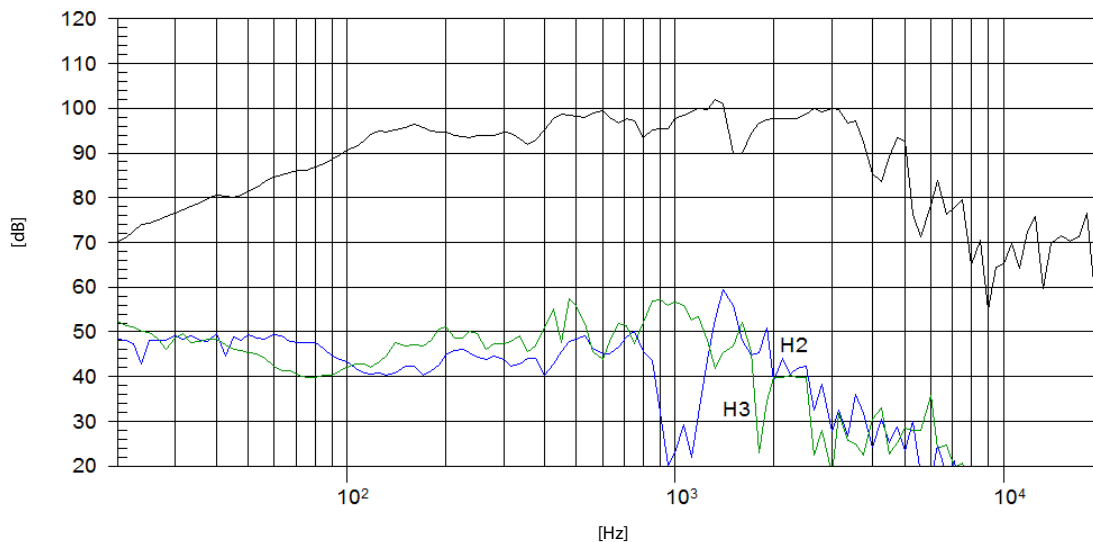
** T-S parameters are measured after an exercise period using a preconditioning power test. The measurements are carried out with a velocity-current laser transducer and will reflect the long term parameters (once the loudspeaker has been working for a short period of time).

*** The X_{max} is calculated as (L_{vc} - H_{ag})/2 + (H_{ag}/3,5), where L_{vc} is the voice coil length and H_{ag} is the air gap height.

FREE AIR IMPEDANCE CURVE



FREQUENCY RESPONSE AND DISTORTION



Note: On axis frequency response measured with loudspeaker standing on infinite baffle in anechoic chamber, 1W @ 1m